



PROBLEM SHOOTING FOR A LEAK

MACHINE REASSEMBLY



If there is a leak on the machine, please empty and reassemble the following parts.



- 1** Lubricate the spinner seal with the grease. Place lubricated seal inside the spinner.



- 2** Place the large rubber seal (picture 1) on the back of the bowl then lubricate (picture 2).



- 3** Replace the rubber bung in the tap and lubricate before inserting it onto the bowl.



Big Zero Refreshments Limited

52 Singer Way, Kempston, Bedfordshire MK42 7AF
Tel: 01234 851620 Email: admin@thebigzero.co.uk

www.thebigzero.co.uk